

Small Footprint Big Cutting Capacity

1000mm Y Axis Travel

FOCUS SEIKI CORP

No.11, Lane 181, Da Ming Road,
Shengang Dist., Taichung City,
42949 Taiwan

Tel: +886-4-2529-5611


Fax: +886-4-2529-5613

E-mail: sales@focuseiki.com.tw

www.focuseiki.com.tw

Vertical Machining Center

- X/Y/Z Rapid Traverse 30/30/24 m/min (Option 36/36/30 m/min)
- HQ-Container Ocean Packing (Lowest Shipping Fee)
- Direct Type Spindle Motor Cooling Device



Reservoir
Bottle For A.T.C.

3 Axis High Rigidity Design

Reservoir-Type
Lubricator Bronze
Tube Oil Circuit


3 Axes Adopted Roller Type
Linear Guideways



Heavier Loading & Higher Precision

Roller Type Linear Guideways on X/Y/Z Axis

X/Y/Z Axes Equipped with
7 Angular Ball Bearings to
Reduce Thermal
Deformation Impacts



VMC 1100 | 1250(1350) | 1400(1500)

- 3 Axis Rapid Traverse 24 m/min, Option 30/30/24 m/min
- HQ-Container Packing (Lower Shipping Cost)
- Reservoir-Type Lubricator Bronze Tube Oil Circuit
- Direct Type Spindle Motor Cooling Device

Independent Pneumatic Reservoir For ATC

Option ISO-50, ZF Gear Box



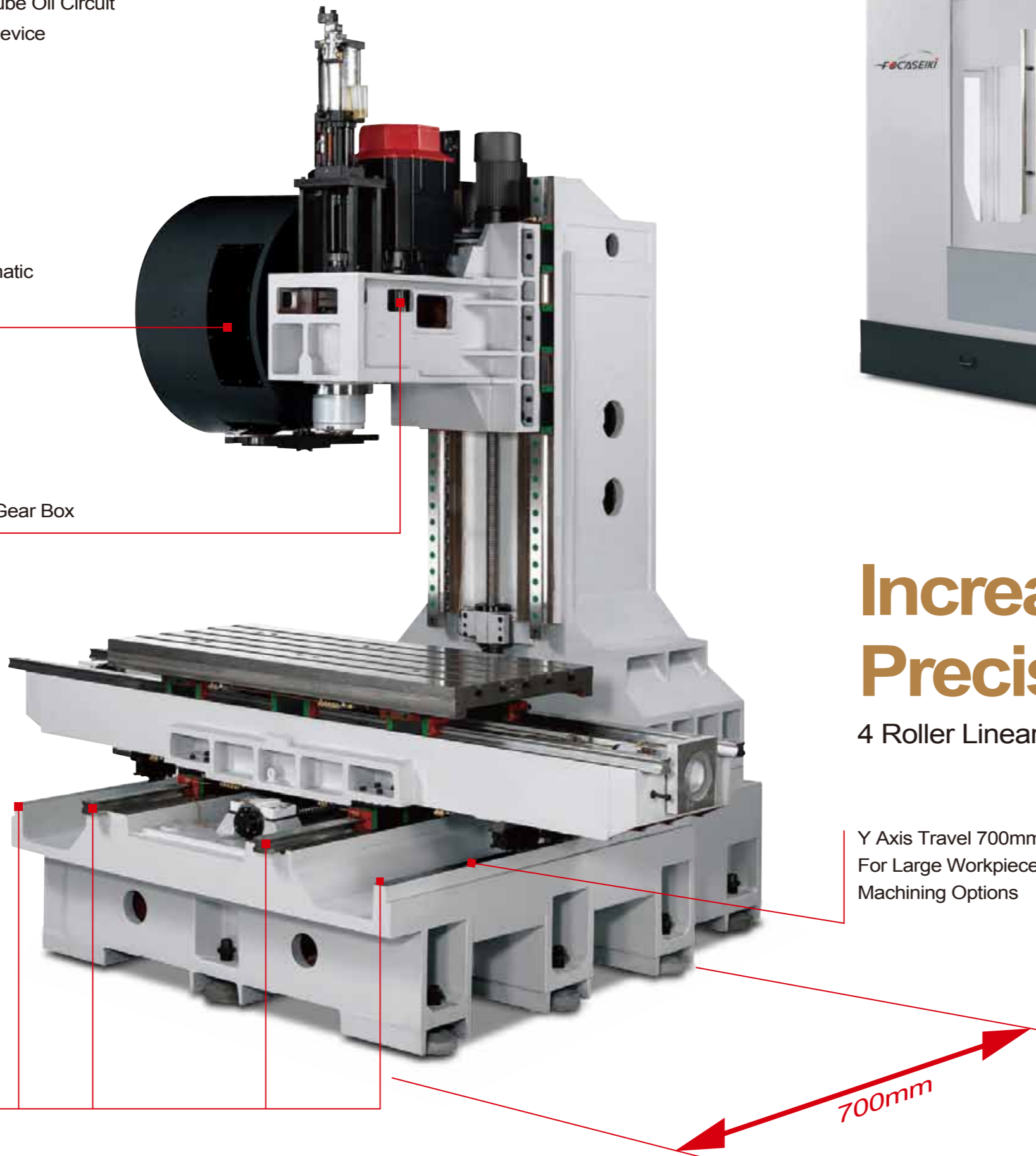
Increased Precision & Stability

4 Roller Linear Guideways on Y Axis

Y Axis Travel 700mm
For Large Workpiece
Machining Options

Special Design For Y Axis
Four Tracks & Roller Type
Linear Guide

700mm



- Low Speed High Torque Wide Range Spindle Motor
- Z Axis Used Servo Motor Brake System & Two Cylinders For Counter Balance For High Performance
- 2000 Models Use NSK Roller Type Slide Blocks On Y Axis For Increased Machine Stability & Precision
- Movable Control Panel For Easy Operation, Workpiece / Tool Adjustment

Large Diameter \varnothing 63 mm C3 Ball Screw on X/Y/Z Axes

Spindle Transmission Options, Belt Type, Direct Type, Gear Type

X/Y/Z Axes Use Heavy Loading 55mm 6 x 8 x 6 Slide Blocks & Cross Roller Type Linear Guideways Delivers High Performance During 3 Axis Movement


Faster Cycle Times

X/Y/Z Axes Rapid Traverse 24/24/20 m/min

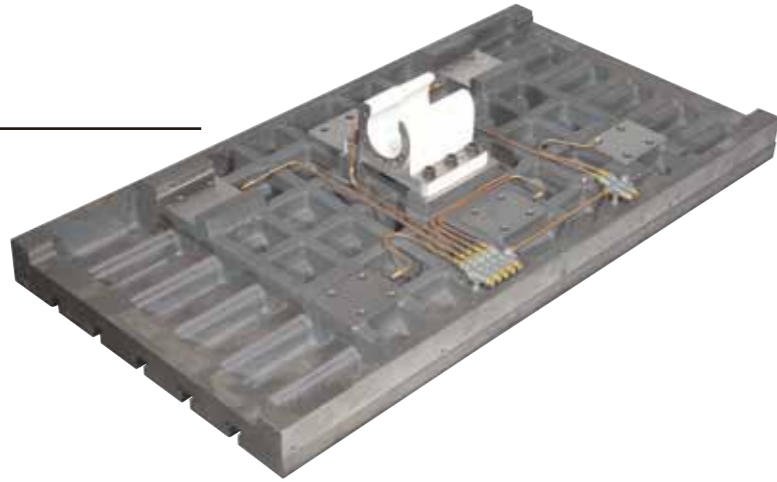
Extra Large Y Axis Travel 1000 mm For Large Workpiece Machining Options

1000mm

Material: NAK 80
 Machining Program: Fan Mold
 Tool: $\varnothing 10R2$, $\varnothing 3R3$, $\varnothing 4R3$
 RPM: 4800, 9000, 15000
 mm/min: F3000, F3000, F2500
 Machining Time: 32, 38, 70 min



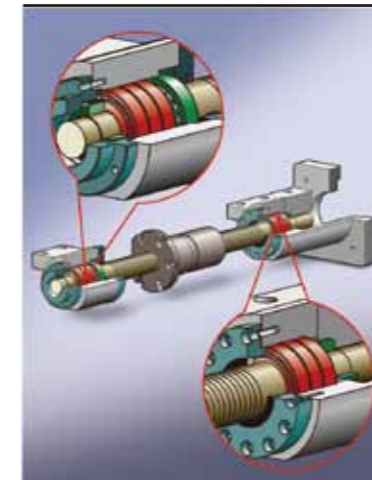
Reservoir Type Lubricator
 Bronze Tube Oil Circuit



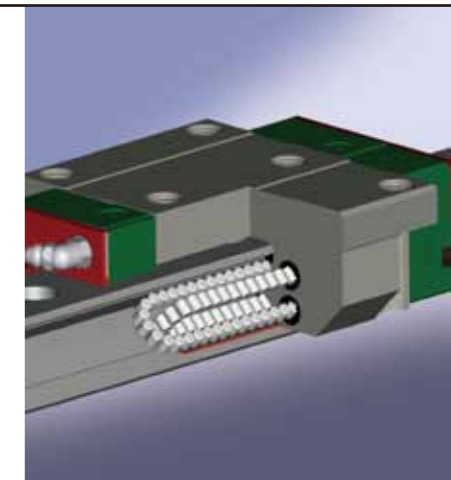
4 Way Swiveling Control Box



Direct Type Spindle Motor Cooling Device

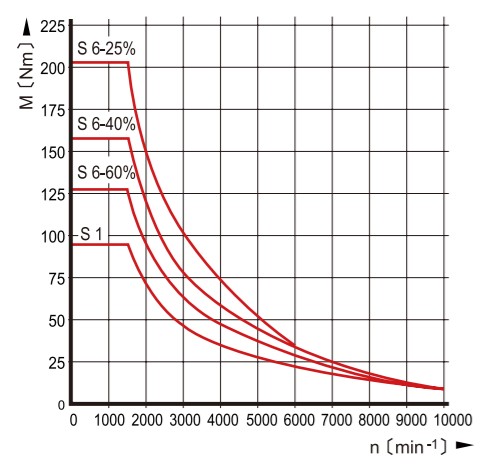


Enhanced Screw Pretension Design

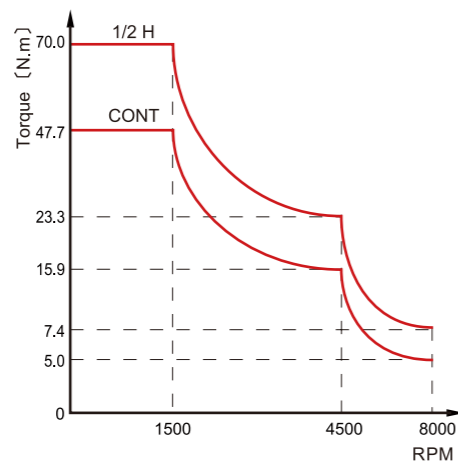


High Rigidity Roller Type Linear Guide

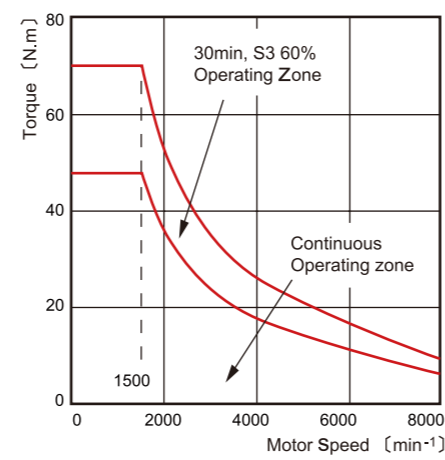
HEIDENHAIN QAN 260M Series
 Torque Characteristic Curve



MISTUBISHI SJ-V11 Series

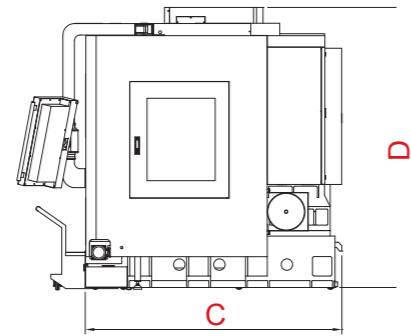
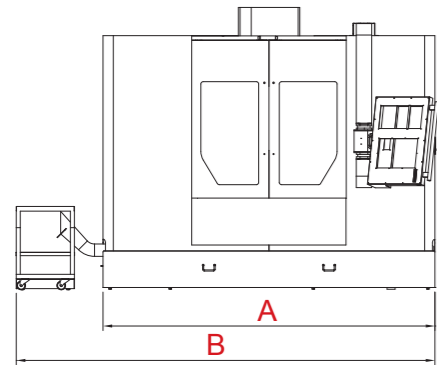
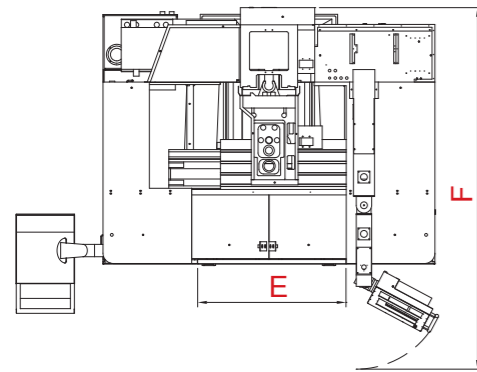


FANUC α Series



- Ball Bar Test
- Laser Calibration
- Spindle Dynamic Balance

VMC Series Specifications



Dimensions

	A	B	C	D	E	F
600	1900	2600	2600	Min 2300 Max 2800	720	3360
860	2200	2960	2650	Min 2510 Max 3110	880	3570
1100	2900	3660	2400	Min 2510 Max 3110	1100	3160
1160	2900	3660	2520	Min 2480 Max 3080	1100	3300
1250	3200	3960	2610	Min 2480 Max 3080	1300	3400
1400	3600	4360	2610	Min 2480 Max 3080	1500	3400
1600	3850	4610	3750	Min 2630 Max 3470	1660	4750
1800	4210	4970	3750	Min 2630 Max 3470	1840	4750
2000	4680	5440	3750	Min 2630 Max 3470	2040	4750

Standard Accessories:

- Arm Type Automatic Tool Changer (24 Tools)
- Fully Enclosed Guard
- Swiveling Control Box
- Work Light & Alarm Light
- Volumetric Type Automatic Lubricator
- Coolant & Chip Flushing System
- Auto Power Off
- Rigid Tapping
- Tool Box
- Leveling Screws & Blocks
- Operation Manual
- Mechanical Oil Coolant Separator
- Spindle Coolant Ring
- Chip Auger

Optional Accessories:

- Air Gun
- Coolant Gun
- Coolant Through Spindle (CTS)
- Transformer
- Chip Conveyor
- Linear Scale
- Auto Tool Length Measurement System
- Auto Workpiece Measurement System
- Air Conditioner

Table

Table Size	mm
Working Area	mm
T-Slot	mm
Max Table Loading Capacity	kgs

Travel

X/Y/Z Axis Travel	mm
Spindle Nose To Table Surface	mm

Spindle

Spindle Taper	rpm
Spindle Speed	
Transmission Method	kw
Spindle Motor	

ATC

Magazine Capacity	tools
Tool Selection Method	
Max Diameter / W / O Adjacent	mm
Max Tool Weight / Length	kgs/mm
Tool Shank Specification	
Tool Change Time	sec

3 Axis Traverse

3 Axis Cutting Feedrate	mm/min
3 Axis Rapid Traverse	m/min

Drive Motors

Chip Auger Motor	hp
Chip Conveyor Motor	hp
Coolant Pump Motor	hp
Chip Flushing Pump Motor	hp

Coolant Tank

Coolant Tank Capacity	ℓ
Coolant Flow	ℓ/min

Others

Machine size (L x W x H)	mm
Net Weight / Gross Weight	kgs

▪ Description in () are optional accessories

	600	860	1100	1160	1250 (1350)	1400 (1500)	1600	1800	2000
Table Size	650 x 500	910 x 560	1100 x 560	1160 x 600	1350 x 600	1500 x 600	1700 x 1000	1900 x 1000	2100 x 1000
Working Area	610 x 500	860 x 600	1100 x 600	1100 x 600	1250 x 700	1400 x 700	1600 x 1000	1800 x 1000	2000 x 1000
T-Slot	18 x 5 x 100	18 x 5 x 100	18 x 5 x 100	18 x 5 x 100	18 x 5 x 100	18 x 5 x 100	18 x 7 x 125	18 x 7 x 125	18 x 7 x 125
Max Table Loading Capacity	300	800	900	1000	1200	1500	2200	2500	3000
X/Y/Z Axis Travel	610/500/500	860/600/600	1100/600/600	1100/600/600	1250 (1350)/700/600(640)	1400 (1500)/700/600(640)	1600/1000/800	1800/1000/800	2000/1000/800
Spindle Nose To Table Surface	90~590	120~720	120~720	120~720	120~720 (760)	120~720 (760)	200~1000	200~1000	200~1000
					ISO-50:80~680				
Spindle Taper	ISO-40	ISO-40 (ISO-50)					ISO-50 (ISO-40)		
Spindle Speed	10000 (12000, 15000)	8000 (10000, 12000, 15000)	(ISO50:6000,8000,10000)				6000 (8000, 10000)	(ISO40:8000,10000,12000,15000)	
Transmission Method	Belt (Direct)	Belt (Direct, ZF Gearbox)					Belt (Gear, Direct, ZF Gearbox)		
Spindle Motor	5.5/7.5 (7.5/11)	7.5/11 (11/15, 15/18.5)					15/18.5 (18.5/22)		
Magazine Capacity	24 (30)	24 (30, 36) (ISO50: 20,24)			24 (30, 40) (ISO50: 20, 24)		24(32,40) (ISO40: 24,30)		
Tool Selection Method	Random	Random					Random		
Max Diameter / W / O Adjacent	ø75 / ø150	ø75 / ø150					ø110 / ø200		
Max Tool Weight / Length	6 / 300	7 / 300 (ISO50: 15/350)					15/350 (ISO40: 7/300)		
Tool Shank Specification	ISO-40	ISO-40 (ISO-50)					ISO-50 (ISO-40)		
Tool Change Time	T-T 2.3; C-C 4.5	T-T 2.3; C-C 4.5 (T-T 1.8; C-C 3.8)					T-T 3.5; C-C 7		
3 Axis Cutting Feedrate	10000	12000					10000		
3 Axis Rapid Traverse	36/36/36	30/30/24 (36/36/30, 48/48/36)			24 (30/30/24)		20/20/15 (24/24/20)		
Chip Auger Motor	1/4	1/4					1/4		
Chip Conveyor Motor	1/4	1/4					1/4		
Coolant Pump Motor	3/4	3/4					3/4		
Chip Flushing Pump Motor	1/2 (3/4)	1/2 (3/4)					1/2 (3/4)		
Coolant Tank Capacity	300	350	400	400	400	400	600	700	750
Coolant Flow	200	200	200	200	200	200	200	200	200
Machine size (L x W x H)	2600 x 3360 x 2800	2960 x 3570 x 3110	3660 x 3160 x 3110	3660 x 3300 x 3080	3960 x 3400 x 3080	4360 x 3400 x 3080	4610 x 4750 x 3470	4970 x 4750 x 3470	5440 x 4750 x 3470
Net Weight / Gross Weight	4300/4500	6000/6600	6400/6900	7300/7800	7400/7900	8100/8700	17000/20000	18000/21000	20000/23000

▪ We reserve the right to modify the design and specification without notice in advance. Above specifications are for reference only. Correct specifications are based on actual machine.